



Laju Sinergi Metalindo is a metal foundry factory located in Semarang, the capital of Central Java, about 450 km from Jakarta, the capital city of Indonesia. Strategically located in an industrial area and only 18 km to the nearest port, Tanjung Mas.

Laju Sinergi Metalindo is one of the company in TSP Group, which is well known with TSP brand malleable iron pipe fittings for more than 30 years. Laju Sinergi Metalindo produces ductile iron casting products for domestic market as well as international market.

Equipped with vertical line molding machines with induction furnaces, Laju Sinergi Metalindo has the capacity of 750 tons monthly for ductile iron products. With high quality products and excellent service, Laju Sinergi Metalindo is ready to offer competitive price and reliable delivery lead time.

Established in 2015, our products range from ductile iron threaded fittings, Scaffolding Jack Nut, Wedges, electrical parts, gas connection parts and varieties of OEM products. We design, draw and manufacture OEM products from casting to machining in high quality with competitive price and excellent service.



CONTACT US

PT LAJU SINERGI METALINDO

JL. TUGU WIJAYA KUSUMA IV NO.24

KELURAHAN RANDUGARUT, KECAMATAN TUGU

SEMARANG 50153

CENTRAL JAVA, INDONESIA

Phone: +62-24-84310888 Fax: +62-24-8310777

www.lajusinergimetalindo.com



**LAJU SINERGI
METALINDO**

DUCTILE IRON THREADED FITTINGS

TSP DUCTILE IRON FITTINGS

- Mechanical Properties of Ductile Iron in accordance with ASTM A536 (Grade 65 - 45 - 12)
- Hardness : 131- 222 BHN
- Fitting are manufactured in accordance with ASME B16.3 and ASME B16.14
- Threads NPT per ASME B1.20.1
- Available in 1" – 2"
- Fittings are 100% air tested
- Hydrostatic Design Test Pressure 500 psi
- Product Certificated by UL, FM



DUCTILE IRON THREADED FITTINGS

ELBOW 90 BANDED

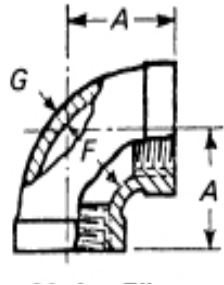


FIG. NO	ABBR	SIZE	A	B	E	F (min)	F (max)	G	H
3	Elbow 90° (BL 90)	1"	1,50	0,58	0,30	1,31	1,38	0,13	1,77
		1 1/4"	1,75	0,67	0,34	1,66	1,73	0,14	2,15
		1 1/2"	1,94	0,70	0,37	1,90	1,97	0,15	2,43
		2"	2,25	0,75	0,42	2,37	2,44	0,17	2,96

Note : Dimensions are in inches

DUCTILE IRON THREADED FITTINGS

REDUCING ELBOW 90 BANDED

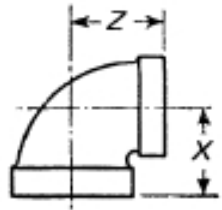


FIG. NO	ABBR	SIZE	X (min)	Z (min)
4	Reducing Elbow 90° (BRL 90)	1 x 1/2"	1,26	1,36
		1 1/4 x 1"	1,58	1,67
		1 x 3/4"	1,37	1,45
		1 1/4 X 1/2"	1,34	1,53
		1 1/4 X 3/4"	1,45	1,62
		1 1/2 X 1"	1,65	1,80
		1 1/2 X 1 1/4"	1,82	1,88
		2 X 3/4"	1,60	1,97
		2 X 1"	1,73	2,02
		2 X 1 1/4"	1,90	2,10
		2 X 1 1/2"	2,02	2,16

Note : Dimensions are in inches

DUCTILE IRON THREADED FITTINGS

REDUCING TEE

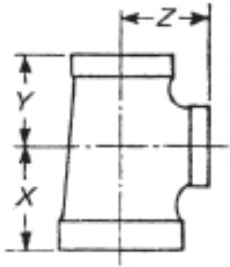


FIG. NO	ABBR	SIZE	X	Y	Z
14	Reducing Tee (BRT)	1 x 1/2 x 1"	1,50	1,36	1,50
		1 X 1 X 1/2"	1,26	1,26	1,36
		1 X 3/4 X 1	1,50	1,45	1,50
		1 X 1 X 3/4	1,37	1,37	1,45
		1 1/4 x 1/2 x 1 1/4"	1,75	1,53	1,75
		1 1/4 X 1 X 1/2	1,34	1,26	1,53
		1 1/4 X 1 X 3/4	1,45	1,37	1,62
		1 1/4 x 1 x 1"	1,58	1,50	1,67
		1 1/4 X 1 X 1 1/4	1,75	1,67	1,75
		1 1/4 x 1 1/4 x 1/2"	1,34	1,34	1,53
		1 1/4 X 1 1/4 X 3/4	1,45	1,45	1,62
		1 1/4 x 1 1/4 x 1"	1,58	1,58	1,67

Note : Dimensions are in inches

DUCTILE IRON THREADED FITTINGS

REDUCING TEE

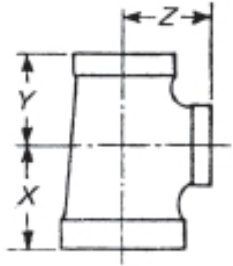


FIG. NO	ABBR	SIZE	X	Y	Z
14	Reducing Tee (BRT)	1 1/2 X 1 X 1	1,65	1,50	1,80
		1 1/2 X 1 X 1 1/4	1,82	1,67	1,88
		1 1/2 X 1 X 1 1/2	1,94	1,80	1,94
		1 1/2 X 1 1/4 X 1/2	1,41	1,34	1,66
		1 1/2 X 1 1/4 X 3/4	1,52	1,45	1,75
		1 1/2 X 1 1/4 X 1	1,65	1,58	1,80
		1 1/2 x 1 1/4 x 1 1/4"	1,82	1,75	1,88
		1 1/2 x 1 1/4 x 1 1/2"	1,94	1,88	1,94
		1 1/2 X 1 1/2 X 1/2	1,41	1,41	1,66
		1 1/2 X 1 1/4 X 1/2	1,41	1,34	1,66
		1 1/2 X 1 1/4 X 3/4	1,52	1,45	1,75
		1 1/2 X 1 1/4 X 1	1,65	1,58	1,80

Note : Dimensions are in inches

DUCTILE IRON THREADED FITTINGS

REDUCING TEE

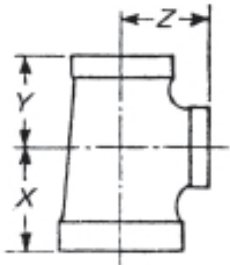


FIG. NO	ABBR	SIZE	X	Y	Z
14	Reducing Tee (BRT)	1 1/2 x 1 1/4 x 1 1/4"	1,82	1,75	1,88
		1 1/2 x 1 1/4 x 1 1/2"	1,94	1,88	1,94
		1 1/2 X 1 1/2 X 1/2	1,41	1,41	1,66
		1 1/2 X 1 1/2 X 3/4	1,52	1,52	1,75
		1 1/2 x 1 1/2 x 1"	1,65	1,65	1,80
		1 1/2 X 1 1/2 X 1 1/4	1,82	1,82	1,88
		2 X 1 X 2	2,25	2,02	2,25
		2 X 1 1/4 X 2	2,25	2,10	2,25
		2 x 1 1/2 x 1	1,73	1,65	2,02
		2 x 1 1/2 x 1 1/4	1,90	1,82	2,10
		2 x 1 1/2 x 1 1/2	2,02	1,94	2,16
		2 x 1 1/2 x 2	2,25	2,16	2,25

Note : Dimensions are in inches

DUCTILE IRON THREADED FITTINGS

REDUCING TEE

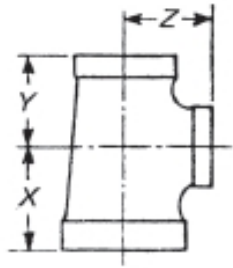


FIG. NO	ABBR	SIZE	X	Y	Z
14	Reducing Tee (BRT)	2 x 2 x 1/2	1,49	1,49	1,88
		2 x 2 x 3/4	1,60	1,60	1,97
		2 x 2 x 1	1,73	1,73	2,02
		2 X 2 X 1 1/4	1,90	1,90	2,10
		2 X 2 X 1 1/2	2,02	2,02	2,16

Note : Dimensions are in inches

DUCTILE IRON THREADED FITTINGS

REDUCING COUPLING

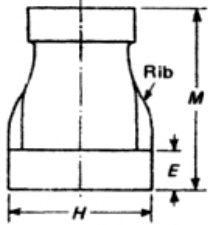


FIG. NO	ABBR	SIZE	E (min)	H (min)	M
26	Reducing Coupling (BRS)	1 X 1/2"	7.7	45.0	42.9
		1 X 3/4"	7.7	45.0	42.9

Note : Dimensions are in millimeters

SQUARE HEAD PLUG

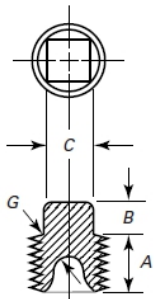


FIG. NO	ABBR	SIZE	A (min)	B (min)	C	G
31A	Square Head Plug	1"	19,1	12,7	20,6	5,1

Note : Dimensions are in millimeters

DUCTILE IRON THREADED FITTINGS

ROUND CAP

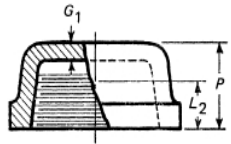


FIG. NO	ABBR	SIZE	G (min)	P (min)	L2 (min)	Ribs
21A	Round Cap (BC)	1"	0,13	1,16	0,6828	0,13
		1 1/4"	0,14	1,28	0,7068	0,14
		1 1/2"	0,15	1,33	0,7235	0,15
		2"	0,17	1,45	0,7565	0,17

Note : Dimensions are in inches

DUCTILE IRON THREADED FITTINGS



COUPLING

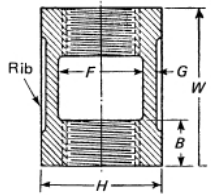


FIG. NO	ABBR	SIZE	W	B (min)	Band (min)	F		G (min)	H (min)
						(min)	(max)		
24B	Coupling (BS)	1"	42,4	14,7	7,7	33,4	35,2	3,40	45
		1 1/4"	49	17	8,7	42,2	43,9	3,68	54,7
		1 1/2"	54,6	17,8	9,3	48,3	50	3,94	61,6
		2	64,3	19,1	10,7	60,3	62,1	4,39	75,3

Note : Dimensions are in millimeters

DUCTILE IRON THREADED FITTINGS

BUSHING

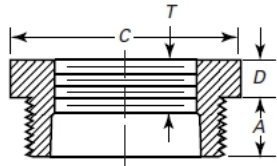


FIG. NO	ABBR	SIZE	A (min)	C (min)	D (min)	T (min)
30	Bushing (HB)	1 X 1/2"	19,1	36,1	6,4	10,9
		1 X 3/4"	19,1	36,1	6,4	12,7
		1 1/4 x 1"	20,3	44,7	7,1	14,7
		1 1/2 X 1"	21,1	50,8	7,9	14,7
		1 1/2 X 1 1/4"	21,1	50,8	7,9	18,0
		2 X 1"	22,4	...	10,4	14,7
		2 X 1 1/4"	22,4	63,0	8,6	17,0
		2 X 1 1/2"	22,4	63,0	8,6	17,8

Note : Dimensions are in millimeters

DUCTILE IRON THREADED FITTINGS

CROSS

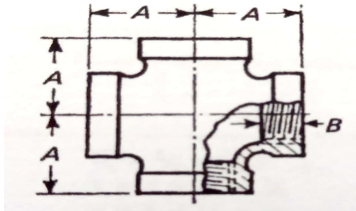


FIG. NO	ABBR	SIZE	A	B	E	F (min)	F (max)	G	H
19A	CROSS (BCR)	1"	1,50	0,58	0,30	1,31	1,38	0,13	1,77
		1 1/4"	1,75	0,67	0,34	1,66	1,73	0,14	2,15
		1 1/2"	1,94	0,70	0,37	1,90	1,97	0,15	2,43
		2"	2,25	0,75	0,42	2,37	2,44	0,17	2,96

Note : Dimensions are in inches

DUCTILE IRON THREADED FITTINGS

TEE

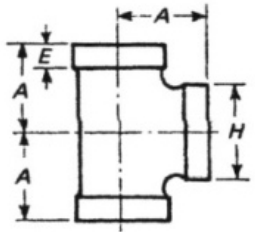


FIG. NO	ABBR	SIZE	A	B	E	F (min)	F (max)	G	H
13	Tee (BT)	1"	1,50	0,58	0,30	1,31	1,38	0,13	1,77
		1 1/4"	1,75	0,67	0,34	1,66	1,73	0,14	2,15
		1 1/2"	1,94	0,70	0,37	1,90	1,97	0,15	2,43
		2"	2,25	0,75	0,42	2,37	2,44	0,17	2,96

Note : Dimensions are in inches

DUCTILE IRON THREADED FITTINGS



45° ELBOW

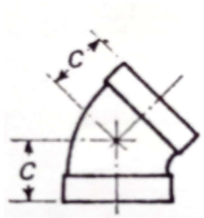


FIG. NO	ABBR	SIZE	A	B	E	F (min)	F (max)	G	H
6	45° ELBOW (BL 45)	1"	1,50	0,58	0,30	1,31	1,38	0,13	1,77
		1 1/4"	1,75	0,67	0,34	1,66	1,73	0,14	2,15
		1 1/2"	1,94	0,70	0,37	1,90	1,97	0,15	2,43
		2"	2,25	0,75	0,42	2,37	2,44	0,17	2,96

Note : Dimensions are in inches

DUCTILE IRON THREADED FITTINGS

STANDARD PACKING

FIG NO.	ABBREVIATON	SIZE	INNER QTY/CARTON	PCS QTY/INNER	TOTAL PCS QTY/CARTON	WEIGHT/CARTON (Kg)
3	ELBOW 90° (BL 90)	1"	2	30	60	15,9
		1 1/4"	2	20	40	16,8
		1 1/2"	2	15	30	16
		2"	2	8	16	13,1
6	ELBOW 45° (BL 45)	1"	2	30	60	14,8
		1 1/4"	2	20	40	14,6
		1 1/2"	2	15	30	14,6
		2"	2	12	24	17,2
4	REDUCING ELBOW 90° (BRL)	1 x 1/2"	2	50	100	17,3
		1 1/4 x 1"	2	20	40	15,2
		1 X 3/4"	2	50	100	23,2
		1-1/ 4 X 1/2"	2	40	80	21,9
		1-1/4 X 3/4"	2	30	60	18,8
		1-1/2 X 1"	2	20	40	17,2
		1-1/2 X 1-1/4"	2	15	30	15,9
		2 X 3/4"	2	18	36	19,6
		2 X 1"	2	14	28	15,2
		2 X 1-1/4"	2	10	20	14
		1 X 1-1/2"	2	10	20	13,9

DUCTILE IRON THREADED FITTINGS

STANDARD PACKING

FIG NO.	ABBREVIATION	SIZE	INNER QTY/CARTON	PCS QTY/INNER	TOTAL PCS QTY/CARTON	WEIGHT/CARTON (Kg)
13	TEES (BT)	1"	2	20	40	14,8
		1 1/4"	2	14	28	14,9
		1 1/2"	2	12	24	17,3
		2"	2	8	16	18,8
19A	CROSS (BCR)	1"	2	15	30	13,1
		1 1/4"	2	10	20	13,8
		1 1/2"	2	8	16	14
		2"	2	5	10	13,2
24B	COUPLING (BS)	1"	2	50	100	20,9
		1-14"	2	32	64	20,1
		1 1/2"	2	18	36	13,9
		2"	2	12	24	15,3
26	REDUCING COUPLING (HEXAGONAL) (BRS)	1 X 1/2"	2	60	120	20
		1 X 3/4"	2	50	100	19,4
21A	ROUND CAP (BC)	1"	2	50	100	16,9
		1-14"	2	40	80	20,9
		1 1/2"	2	27	54	17,4
		2"	2	36	36	18

DUCTILE IRON THREADED FITTINGS

FIG NO.	ABBREVIATON	SIZE	INNER QTY/CARTON	PCS QTY/INNER	TOTAL PCS QTY/CARTON	WEIGHT/CARTON (Kg)
31A	SQUARE HEAD PLUG	1"	4	60	240	25
30	BUSHING (HB)	1 X ½"	4	50	200	20,4
		1 X ¾"	4	50	200	17,4
		1-1/4 X 1"	2	60	120	17,8
		1-1/2 X 1"	3	25	75	17,1
		1-1/2 X 1-1/4"	3	25	75	12,9
		2 X 1"	2	30	60	17,5
		2 X 1-1/4"	2	30	60	21
		2 X 1-1/2"	2	30	60	17,6

DUCTILE IRON THREADED FITTINGS

STANDARD PACKING

FIG NO.	ABBREVIATON	SIZE	INNER QTY/CARTON	PCS QTY/INNER	TOTAL PCS QTY/CARTON	WEIGHT/CARTON (Kg)
14	REDUCING TEES (BT)	1 X 1/2 X 1"	2	30	60	17,4
		1 x 1 x 1/2"	2	30	60	18,6
		1 X 3/4 X 1"	2	30	60	18,5
		1 X 1 X 3/4"	2	24	48	14,8
		1-1/4 X 1/2 X 1-1/4"	2	20	40	18,8
		1-1/4 X 1 X 1/2"	2	20	40	14,7
		1-1/4 X 1 X 3/4"	2	20	40	15,1
		1-1/4 X 1 X 1"	2	20	40	18,8
		1-1/4 X 1 X 1-1/4	2	15	30	15,2
		1-1/4 X 1-1/4 X 1/2"	2	20	40	17

DUCTILE IRON THREADED FITTINGS

FIG NO.	ABBREVIATON	SIZE	INNER QTY/CARTON	PCS QTY/INNER	TOTAL PCS QTY/CARTON	WEIGHT/CARTON (Kg)
14	REDUCING TEES (BT)	1-1/4 X 1-1/4 X 3/4"	2	20	40	17,1
		1-1/4 X 1-1/4 X 1"	2	20	40	19,7
		1-1/2 X 1 X 1"	2	15	30	15,5
		1-1/2 X 1 X 1-1/4"	2	12	24	14,6
		1-1/2 X 1 X 1-1/2"	2	12	24	14,8
		1-1/2 X 1-1/4 X 1/2"	2	12	24	11,6
		1-1/2 X 1-1/4 X 3/4"	2	12	24	12,5
		1-1/2 X 1-1/4 X 1"	2	12	24	13,6
		1-1/2 X 1-1/4 X 1-1/4"	2	12	24	15,9
		1-1/2 X 1-1/4 X 1-1/2"	2	12	24	17,1
		1-1/2 X 1-1/2 1/2"	2	18	36	17
		1-1-2 X 1-1/4 X 1-1/4"	2	12	24	15,9
		1-1/2 X 1-1/4 X 1-1/2"	2	12	24	17,1
		1-1/2 X 1-1/2 X 1/2"	2	18	36	17
		1-1/2 X 1-1/2 X 3/4	2	15	30	17
		1-1/2 X 1-1/2 X 1"	2	15	30	17,2
		1-1/2 X 1-1/2 X 1-1/4	2	12	24	16,4

DUCTILE IRON THREADED FITTINGS

STANDARD PACKING

FIG NO.	ABBREVIATON	SIZE	INNER QTY/CARTON	PCS QTY/INNER	TOTAL PCS QTY/CARTON	WEIGHT/CARTON (Kg)
14	REDUCING TEES	2 X 1 X 2"	2	10	20	18,6
		2 X 1-1/4 X 2"	2	8	16	16,7
		2 X 1-1/2 X 1"	2	10	20	15
		1 X 1-1/2 X 1-1/4"	2	8	16	13,8
		2 X 1-1/2 X 1-1/2	2	8	16	14,2
		2 X 1-1/2 X 2	2	8	16	17,5
		2 X 2 X 1/2"	2	10	20	14,7
		2 X 2 X 3/4"	2	10	20	15,4
		2 X 2 X 1"	2	10	20	17
		2 X 2 X 1-1/4"	2	8	16	13,9
		2 X 2 X 1-1/2"	2	8	16	14,4

NOTES :

1. Full Container (1 x 20 ft) contains 24 pallets (1056 cartons)
2. One pallet contains 44 cartons

DUCTILE IRON THREADED FITTINGS

MASTER CARTON



DUCTILE IRON THREADED FITTINGS

MASTER STICKER

150# DUCTILE IRON FITTINGS

15.9

BLACK

1" 90° Elbow

ITEM # : 7110000

QTY. : 60



MADE IN INDONESIA

150# DUCTILE IRON FITTINGS

15.9

BLACK

1" 90° Elbow

ITEM # : 7110000

QTY. : 60



MADE IN INDONESIA